

multi WALL MOUNTED



Model Basic is a standard unit of the ANDE brand. It combines best quality, functionality at a great price. Device uses ecological R32 refrigerant, has silence mode, A++ energy class and compact dimensions. Capacity available from 2,5kW to 7,0kW


A++

R32

3 YEARS
WARRANTY


WIFI
READY

QUIETEST IN THE MARKET




One of the quietest units in the market. Volume of the indoor units is only 20 dB – It's like a tree leaves in the wind ! It allows You to work or relax in the highest comfort.

WIFI READY


























Unit is ready to expand its functionality by adding WiFi module. It allows You to control air conditioner from every place You want, even outside your home.

COMPACT



Through its compact design air conditioner will fit Your surroundings and will not loose its performance. Such small indoor unit dimensions make it one of the smallest air conditioner in the market.

 AUTO RESTART	 TIMER	 AUTO CLEAN	 SLEEP MODE	 ANTI-FUNGUS	 ANTI COLD AIR	 0,5 W STANDBY	 DC INVERTER
 AUTO DIAGNOSIS	 DEHUMIDIFICATION	 HYDROPHOBIC ALUMINIUM LAMELS	 ANTI RUST CASING	 SUPER EMC	 QUICK COOLING/HEATING	 WIFI READY (OPTION)	 R32
 MULTI FUNCTION CONTROLLER	 LED DISPLAY	 I FEEL	 HONEYCOMB FILTER	 TURBO MODE	 SILENCE MODE	 COOLING MODE/ HEATING MODE	

Wall mounted type

Model			AND-AMWM-H07(FA)	AND-AMWM-H09(FA)	AND-AMWM-H12(FA)	AND-AMWM-H18(FA)	AND-AMWM-H24(FA)
Capacity	Cooling	Btu/h	7165(3855-9220)	9000(4780-11260)	12285(5800-12625)	17747(8530-19790)	23986(9895-24908)
		kW	2.05(1.13-2.70)	2.58(1.40-3.30)	3.50(1.70-3.70)	5.27(2.50-5.80)	7.03(2.90-7.30)
	Heating	Btu/h	7510(3340-8530)	9215(4095-10240)	12625(5120-12625)	18085(7680-19790)	24054(7165-27296)
		kW	2.15(0.98-2.50)	2.70(1.20-3.00)	3.50(1.50-3.70)	5.37(2.25-5.80)	7.05(2.10-8.00)
Electric Data	Power supply	V-,Hz,Ph	220-240,50,1	220-240,50,1	220-240,50,1	220-240,50,1	220-240,50,1
	Cooling Power Input	W	40(12-68)	40(12-68)	40(12-68)	63(16-88)	63(16-88)
	Heating Power Input	W	40(12-68)	40(12-68)	40(12-68)	63(16-88)	63(16-88)
IU	Airflow Volume	m ³ /h	600/480/370	600/480/370	600/480/370	850/800/680	1150/950/750
	Sound Pressure Noise Level	dB(A)	40/38/34	40/38/34	42/40/36	45/42/35	49/42/35
	Sound Power Noise Level	dB(A)	51	54	52	57	60
Dimension	Net (W*D*H)	mm	750×285×200	750×285×200	750×285×200	900×310×225	1082×330×233
	Gross (W*D*H)	mm	820×347×277	820×347×277	820×347×277	970×382×302	1155×397×312
Weight	Net	kg	7,5	7,5	8	12	15
	Gross	kg	9	9	10	14	16,5
Piping	Liquid Side	mm(inch)	6.35(1/4)	6.35(1/4)	6.35(1/4)	6.35(1/4)	6.35(1/4)
	Gas Side	mm(inch)	9.52(3/8)	9.52(3/8)	9.52(3/8)	12.7(1/2)	15.88(5/8)
	Drainage	mm	16,5	16,5	16,5	16,5	16,5

